



STANDER
BE INDEPENDENT.

PRODUCT CATALOG



**TRUST
CARE**

THE STANDER STORY



Stander, Inc is a company committed to helping the elderly, disabled and their caregivers Be Independent. We are a family owned and operated business, founded in 1998 by Troy & Jan Miller of Logan, Utah. Their inspiration came from Jan's 90 year-old Grandma Essie, who wanted to remain independent in her own home. Essie had no desire to move into a long-term care facility, but the few mobility products available at that time were limited in function and all had the look & feel of sterile hospital equipment. Troy & Jan saw a huge need for solutions that would help Essie live safely, comfortably, and independently in her own home. Troy put his creative genius to work and started designing unique, ergonomic, mobility solutions, which would blend with the look of a home and help Grandma Essie safely and independently live her best life.

Troy's original designs have expanded, so that today Stander provides mobility solutions for every room in the home -as well as for travel. Stander is still owned by the Miller Family, with core values intact that create abundance, freedom, and independence for family, friends, employees, caregivers & their loved ones. We remain committed to our mission to provide innovative products that help people live safely and comfortably in their own homes, so they can **BE INDEPENDENT.**



TABLE OF CONTENTS

NEW

- Stander Chair
- Stander Bed
- Stander Toilet
- Stander Shower Chair
- Stander Transfer
- Stander Wheelchair
- Stander Walker
- Stander Scooter
- Stander Scooter 3-Wheel
- Stander Scooter 4-Wheel
- Stander Scooter 5-Wheel
- Stander Scooter 6-Wheel
- Stander Scooter 7-Wheel
- Stander Scooter 8-Wheel
- Stander Scooter 9-Wheel
- Stander Scooter 10-Wheel
- Stander Scooter 11-Wheel
- Stander Scooter 12-Wheel
- Stander Scooter 13-Wheel
- Stander Scooter 14-Wheel
- Stander Scooter 15-Wheel
- Stander Scooter 16-Wheel
- Stander Scooter 17-Wheel
- Stander Scooter 18-Wheel
- Stander Scooter 19-Wheel
- Stander Scooter 20-Wheel
- Stander Scooter 21-Wheel
- Stander Scooter 22-Wheel
- Stander Scooter 23-Wheel
- Stander Scooter 24-Wheel
- Stander Scooter 25-Wheel
- Stander Scooter 26-Wheel
- Stander Scooter 27-Wheel
- Stander Scooter 28-Wheel
- Stander Scooter 29-Wheel
- Stander Scooter 30-Wheel
- Stander Scooter 31-Wheel
- Stander Scooter 32-Wheel
- Stander Scooter 33-Wheel
- Stander Scooter 34-Wheel
- Stander Scooter 35-Wheel
- Stander Scooter 36-Wheel
- Stander Scooter 37-Wheel
- Stander Scooter 38-Wheel
- Stander Scooter 39-Wheel
- Stander Scooter 40-Wheel
- Stander Scooter 41-Wheel
- Stander Scooter 42-Wheel
- Stander Scooter 43-Wheel
- Stander Scooter 44-Wheel
- Stander Scooter 45-Wheel
- Stander Scooter 46-Wheel
- Stander Scooter 47-Wheel
- Stander Scooter 48-Wheel
- Stander Scooter 49-Wheel
- Stander Scooter 50-Wheel
- Stander Scooter 51-Wheel
- Stander Scooter 52-Wheel
- Stander Scooter 53-Wheel
- Stander Scooter 54-Wheel
- Stander Scooter 55-Wheel
- Stander Scooter 56-Wheel
- Stander Scooter 57-Wheel
- Stander Scooter 58-Wheel
- Stander Scooter 59-Wheel
- Stander Scooter 60-Wheel
- Stander Scooter 61-Wheel
- Stander Scooter 62-Wheel
- Stander Scooter 63-Wheel
- Stander Scooter 64-Wheel
- Stander Scooter 65-Wheel
- Stander Scooter 66-Wheel
- Stander Scooter 67-Wheel
- Stander Scooter 68-Wheel
- Stander Scooter 69-Wheel
- Stander Scooter 70-Wheel
- Stander Scooter 71-Wheel
- Stander Scooter 72-Wheel
- Stander Scooter 73-Wheel
- Stander Scooter 74-Wheel
- Stander Scooter 75-Wheel
- Stander Scooter 76-Wheel
- Stander Scooter 77-Wheel
- Stander Scooter 78-Wheel
- Stander Scooter 79-Wheel
- Stander Scooter 80-Wheel
- Stander Scooter 81-Wheel
- Stander Scooter 82-Wheel
- Stander Scooter 83-Wheel
- Stander Scooter 84-Wheel
- Stander Scooter 85-Wheel
- Stander Scooter 86-Wheel
- Stander Scooter 87-Wheel
- Stander Scooter 88-Wheel
- Stander Scooter 89-Wheel
- Stander Scooter 90-Wheel
- Stander Scooter 91-Wheel
- Stander Scooter 92-Wheel
- Stander Scooter 93-Wheel
- Stander Scooter 94-Wheel
- Stander Scooter 95-Wheel
- Stander Scooter 96-Wheel
- Stander Scooter 97-Wheel
- Stander Scooter 98-Wheel
- Stander Scooter 99-Wheel
- Stander Scooter 100-Wheel
- Stander Scooter 101-Wheel
- Stander Scooter 102-Wheel
- Stander Scooter 103-Wheel
- Stander Scooter 104-Wheel
- Stander Scooter 105-Wheel
- Stander Scooter 106-Wheel
- Stander Scooter 107-Wheel
- Stander Scooter 108-Wheel
- Stander Scooter 109-Wheel
- Stander Scooter 110-Wheel
- Stander Scooter 111-Wheel
- Stander Scooter 112-Wheel
- Stander Scooter 113-Wheel
- Stander Scooter 114-Wheel
- Stander Scooter 115-Wheel
- Stander Scooter 116-Wheel
- Stander Scooter 117-Wheel
- Stander Scooter 118-Wheel
- Stander Scooter 119-Wheel
- Stander Scooter 120-Wheel
- Stander Scooter 121-Wheel
- Stander Scooter 122-Wheel
- Stander Scooter 123-Wheel
- Stander Scooter 124-Wheel
- Stander Scooter 125-Wheel
- Stander Scooter 126-Wheel
- Stander Scooter 127-Wheel
- Stander Scooter 128-Wheel
- Stander Scooter 129-Wheel
- Stander Scooter 130-Wheel
- Stander Scooter 131-Wheel
- Stander Scooter 132-Wheel
- Stander Scooter 133-Wheel
- Stander Scooter 134-Wheel
- Stander Scooter 135-Wheel
- Stander Scooter 136-Wheel
- Stander Scooter 137-Wheel
- Stander Scooter 138-Wheel
- Stander Scooter 139-Wheel
- Stander Scooter 140-Wheel
- Stander Scooter 141-Wheel
- Stander Scooter 142-Wheel
- Stander Scooter 143-Wheel
- Stander Scooter 144-Wheel
- Stander Scooter 145-Wheel
- Stander Scooter 146-Wheel
- Stander Scooter 147-Wheel
- Stander Scooter 148-Wheel
- Stander Scooter 149-Wheel
- Stander Scooter 150-Wheel



Stander products come with a lifetime warranty.*
If you are ever unsatisfied with your product for any reason,
please give us a call.

*Warranty limited to normal use of products, and does not include normal wear and tear on products such as walker parts, rollator parts, etc.

STANDER
proudly introduces

TRUST
CARE


NEW



red dot design
award winner





Let's Go™ #4500

- 
Beech
4500-BE
- 
Walnut
4500-WN
- 
Red
4500-RD
- 
Silver
4500-SL







Let's Shop™ #4900

- 
Black
4900-BL
- 
Gray
4900-GR



Let's Fly™ #4700

- 
Gray
4700-GR
- 
White
4700-WH
- 
Beige
4700-BG
- 
Red
4700-RD





Let's Go Out™ #4600

- 
Red
4600-RD
- 
Beige
4600-BG
- 
Black
4600-BL



Let's Move™ #4800

- 
Black
4800-BL
- 
Gray
4800-GR

NEW



**HEAVY DUTY
UP TO 500 LBS.**



EZ Click LTC Bed Handle™

#8950



Folds for travel

EZ Fold-N-Go Walker – Micro™
#4320



Folds for travel

EZ Fold-N-Go Rollator – Micro™

#4330



TRUST CARE

NEW

Let's Go™

Indoor Rollator with Tray



PRODUCT #4500

COLORS



#4500-RD



#4500-BE



#4500-SL



#4500-WN



FEATURES



HAND BREAK



CONVENIENT CARRY POUCH



HANDLE HEIGHT ADJUSTS
32.5" – 37.5"



SUPPORTS UP TO 250 LBS



TRAY TRANSPORTS
PERSONAL ITEMS

SPECIFICATIONS

- Max. width: 22.8"
- Length: 23.6"
- Weight: 14.8 lbs
- Handle height adjustable from: 32.5" – 37.5"
- Tray height: 26.8"
- Front wheel diameter: 6"
- Rear wheel diameter: 6"
- Bag load max: 11 lbs
- Tray load max: 11 lbs



TRUST CARE

NEW

Let's Shop™



reddot design award winner

PRODUCT #4900

COLORS



#4900-BL



#4900-GR



FULL SIZE SEAT WITH BACKREST



FEATURES



LARGE STORAGE CAPACITY WITH INNER BAG



HANDLE HEIGHT ADJUSTS 30" - 37.5"



SUPPORTS UP TO 300 LBS



WATER RESISTANT BAG



FOLDS FOR CONVENIENCE

SPECIFICATIONS

- Max. width: 24.5"
- Length: 25"
- Weight: 17.35 lbs
- Handle height adjustable from: 30" - 37.5"
- Seat height: 24"
- Front wheel diameter: 8"
- Rear wheel diameter: 8"
- Bag load max: 26.5 lbs



TRUST CARE

NEW

Let's Fly™



PRODUCT #4700

COLORS



#4700-RD



#4700-BG



#4700-GR



#4700-WH



FEATURES



INCLUDES A BACKSTRAP AND BAG



HANDLE HEIGHT ADJUSTS 31" - 36"



SUPPORTS UP TO 300 LBS



SOFT SUSPENSION



FOLDS FOR CONVENIENCE

SPECIFICATIONS

- Max. width: 24.2"
- Length: 25.8"
- Weight: 15.5 lbs
- Handle height adjustable from: 31" - 36"
- Tray height: 23.6"
- Front wheel diameter: 9.5"
- Rear wheel diameter: 8"
- Bag load max: 26.5 lbs
- Rear wheels with soft suspension



TRUST CARE

NEW

Let's Move™



Weights only 13 lbs,
Supports up to 350 lbs!

PRODUCT #4800

COLORS



#4800-BL



#4800-GR

FEATURES



INCLUDES A BACKSTRAP AND BAG



HANDLE HEIGHT ADJUSTS
30.5" - 36.5"



SUPPORTS UP TO 350 LBS



FOLDS FOR CONVENIENCE



SPECIFICATIONS

- Max. width: 24.6"
- Length: 25.6"
- Weight: 12.8 lbs
- Handle height adjustable from: 30.5" - 36.5"
- Tray height: 23.6"
- Front wheel diameter: 8"
- Rear wheel diameter: 8"
- Bag load max: 26.5 lbs



TRUST CARE

NEW

Let's Go Out™



PRODUCT #4600

COLORS



#4600-BG



#4600-BL



#4600-RD



FEATURES



INCLUDES A BACKSTRAP AND BAG



HANDLE HEIGHT ADJUSTS 30.5" - 36"



SUPPORTS UP TO 300 LBS



SOFT SUSPENSION



FOLDS FOR CONVENIENCE

SPECIFICATIONS

- Max. width: 24.8"
- Length: 25.6"
- Weight: 15.5 lbs
- Handle height adjustable from: 30.5" - 36"
- Tray height: 23.6"
- Front wheel diameter: 9.5"
- Rear wheel diameter: 8"
- Bag load max: 26.5 lbs
- Rear wheels with soft suspension



TRUST CARE ACCESSORIES

#4504
TRAY ACCESSORY
FITS #4500 LET'S GO™- ONLY



#4501
ORGANIZER POUCH - LARGE
FITS #4500 LET'S GO™- ONLY



#4502
ORGANIZER POUCH - SMALL
FITS #4500 LET'S GO™- ONLY



#4601-BL
ORGANIZER POUCH - BLACK
FITS #4600, #4700, #4800



#4601-BG
ORGANIZER POUCH - BEIGE
FITS #4600, #4700, #4800



#4801
CARLONI BAG
FITS #4600, #4700, #4800



#4604
TRAY ACCESSORY
FITS #4600, #4700, #4800, #4900



#4602-BL
BACKSTRAP
FITS #4600, #4700, #4800, #4900



#4607
ROLLATOR SAFETY LIGHT
FITS MOST ANY ROLLATOR



#4605
ROLLATOR CARRYING CASE
FITS #4600, #4700, #4800, #4900



#4608
EASY UP FOOT LEVER
FITS #4600 & #4700



#4609
BAG HOLDER
FITS #4700 LET'S FLY™- ONLY



#4701
CANE HOLDER
FITS #4700 LET'S FLY™- ONLY



NEW

EZ FOLD-N-GO WALKER-MICRO™

**HEAVY DUTY
UP TO 400 LBS.**



PRODUCT #4320



Folds easily for travel

COLORS



#4320-BW



#4320-RR

Weights only
7 lbs,
Supports up to
400 lbs!



#4320-CB



ACCESSORIES (SOLD SEPARATELY)



REAR GLIDES
Product # 4302



ORGANIZER POUCH
Product # 4303



SKI GLIDE SOCK COVERS
(SET OF 2) Product # 4307



REPLACEMENT WHEELS
(SET OF 2) Product # 4301

FEATURES



HANDLE HEIGHT ADJUSTMENT:
28.25" – 33"



WEIGHS ONLY 7 LBS,
SUPPORTS UP TO 400 LBS



LOCKING SWIVEL WHEELS


SPECIFICATIONS

- Weight: 7 lbs
- Collapsed Dimension: 31.75" H × 5.25" W × 8" D
- Wheels: 6" diameter wheels
- Height Adjustment: 28.25" × 33"
- Open Depth: 24"
- Open Width: 20.75"
- Open Handle Width: 16"
- Package Dimensions: 33.5"L × 8.5"W × 5.6"H, 9 lbs
- Case Dimensions: 37.25"L × 9.5"W × 19.25"H, 28 lbs
- Recommended body height range: 4'11" – 5'7"



NEW

EZ FOLD-N-GO ROLLATOR-MICRO™



Folds easily for travel

PRODUCT #4330

SEE REGULAR VERSION #4350
EZ FOLD-N-GO ROLLATOR ON PAGE 73

COLORS



#4330-BW



#4330-RR



#4330-CB



ACCESSORIES (SOLD SEPARATELY)



ORGANIZER BASKET
Product # 4354



ORGANIZER POUCH
Product # 4303



REPLACEMENT SEAT PADS
(SET OF 2) Product # 4352



REPLACEMENT WHEELS
(SET OF 2) Product # 4301



BACK STRAP
Product # 4355



HAND GRIPS
(SET OF 2) Product # 4306

FEATURES



HANDLE HEIGHT ADJUSTMENT: 27.75" – 30.25"



SUPPORTS UP TO 250 LBS



LOCKING HAND BREAKS

SPECIFICATIONS

- Weight: 14 lbs
- Collapsed Dimension: 35.75" x 13" x 10"
- Wheels: 6" diameter wheels
- Height Adjustment: 27.75" - 30.25"
- Open Depth: 22.5"
- Open Width: 26.25"
- Open Handle Width: 16"
- Seat Dimension: 18.5" W x 5.75" D
- Recommended body height range: 4'9" – 5'3"



NEW

EZ CLICK LTC BED HANDLE™

HEAVY DUTY
UP TO 500 LBS.



PRODUCT #8950



OVERCOMES
ALL 7 FDA
ENTRAPMENT ZONES

FEATURES



ATTACHES TO MOST INSTITUTIONAL BEDS



SUPPORTS UP TO 500 LBS



2-SIDED BED HANDLE



DESIGNED TO PREVENT ENTRAPMENT



EZ CLICK BUTTON RELEASE



PROVIDES ASSISTANCE IN AND OUT OF BED



ONLY USE WITH 6" TO 9" MATTRESSES; NOT INTENDED FOR BEDS WITH EXTRA SOFT MATTRESSES



ANTI-MICROBIAL

SPECIFICATIONS

- *Width of Rail: 20.5" after installed on bed*
- *Height of Rail: 13" high from the base of mattress*
- *Weight of Product: 18.39 lbs*
- *Package Dimensions: 27" x 13" x 4.72"*
- *Case of 2 Dimensions: 27.5 L" X 13.75" W X 10.5" H; 46.75 lbs*



EZ ADJUST BED RAIL™



PRODUCT #8000



FEATURES



EXTENDS 26" - 34" - 42" TO PREVENT FALLS



SUPPORTS UP TO 300 LBS




INCLUDES ORGANIZER POUCH



SAFETY BED RAIL PIVOTS OUT OF THE WAY



PROVIDES ASSISTANCE IN AND OUT OF BED



ONLY USE WITH 12" TO 16" MATTRESSES; NOT INTENDED FOR USE ON ADJUSTABLE BEDS OR BEDS WITH EXTRA SOFT MATTRESSES



SECURES TO BED FRAME WITH INCLUDED SAFETY STRAP

SPECIFICATIONS

- *Width of Rail: Locks in place at 26", 34" & 42" after installed on bed*
- *Height of Rail: 23" high from the base of mattress*
- *Gap Between Rails: 3"*
- *Weight of Product: 14 lbs*
- *Package Dimensions: 28" x 21" x 1.5"*
- *Case of 4 Dimensions: 28" x 21" x 6"; 60 lbs*



30" SAFETY BED RAIL™



PRODUCT #8050



FEATURES



SAFETY BED RAIL PIVOTS OUT OF THE WAY



SUPPORTS UP TO 300 LBS



OPTIONAL PADDED POUCH
AVAILABLE FOR
PURCHASE #8053



PROVIDES ASSISTANCE
IN AND OUT OF BED



ONLY USE WITH 10" TO 19" MATTRESSES; NOT
INTENDED FOR USE ON ADJUSTABLE BEDS OR
BEDS WITH EXTRA SOFT MATTRESSES



SECURES TO BED FRAME WITH
INCLUDED SAFETY STRAP

SPECIFICATIONS

- Width of Rail: 30"
- Height of Rail: 23" high from the base of mattress
- Gap Between Rails: 3"
- Weight of Product: 12 lbs
- Package Dimensions: 32" L x 21.5" W x 1.25" H 12 lbs
- Case Dimensions: 32" L x 21.5" W x 5" H; 50 lbs



30" SAFETY BED RAIL & PADDED POUCH™



PRODUCT #8051



FEATURES



SAFETY BED RAIL PIVOTS OUT OF THE WAY




SUPPORTS UP TO 300 LBS



INCLUDES ORGANIZER POUCH



PROVIDES ASSISTANCE IN AND OUT OF BED



ONLY USE WITH 10" TO 19" MATTRESSES; NOT INTENDED FOR USE ON ADJUSTABLE BEDS OR BEDS WITH EXTRA SOFT MATTRESSES



SECURES TO BED FRAME WITH INCLUDED SAFETY STRAP

SPECIFICATIONS

- Width of Rail: 30"
- Height of Rail: 23" high from the base of mattress
- Gap Between Rails: 3"
- Weight of Product: 12 lbs
- Package Dimensions: 32" L x 21.5" W x 1.25" H 12 lbs
- Case Dimensions: 32" L x 21.5" W x 5" H; 50 lbs



MOBILITY BEDRAIL™



PRODUCT #5850



FEATURES



ADJUSTABLE LEGS PROVIDE STABILITY



SUPPORTS UP TO 300 LBS




INCLUDES ORGANIZER POUCH



SWING OUT MOBILITY ARM PIVOTS 180°



PROVIDES ASSISTANCE IN AND OUT OF BED



HEIGHT ADJUSTS TO FIT 8"-18" MATTRESSES; NOT INTENDED FOR USE ON ADJUSTABLE BEDS OR BEDS WITH EXTRA SOFT MATTRESSES



SECURES TO BED FRAME WITH INCLUDED SAFETY STRAP

SPECIFICATIONS

- Height Adjustment From Floor to Top of Handle: 21"- 34"
- Rail Width: 19"
- Height Range From the Floor to Horizontal Support Structure Under Mattress: 13.5"- 21.5"
- Mobility Arm: swings out 19" away from bed
- Weight of Product: 10.5 lbs
- Package Dimensions: 16.25" x 24" x 2.875"
- Case of 4 Dimensions: 24.25" x 16.5" x 11.5"; 49 lbs




STABLE RAIL™



PRODUCT #5800



FEATURES



ADJUSTABLE LEGS PROVIDE STABILITY



SUPPORTS UP TO 300 LBS




INCLUDES ORGANIZER POUCH



ACCESSORIZE THE STABLE RAIL WITH THE STANDER ARM #5810



PROVIDES ASSISTANCE IN AND OUT OF BED



HEIGHT ADJUSTS TO FIT 8"-18" MATTRESSES; NOT INTENDED FOR USE ON ADJUSTABLE BEDS OR BEDS WITH EXTRA SOFT MATTRESSES



SECURES TO BED FRAME WITH INCLUDED SAFETY STRAP

SPECIFICATIONS

- Height Adjustment From Floor to Top of Handle: 21"- 44"
- Rail Width: 19"
- Height Range From the Floor to Horizontal Support Structure Under Mattress: 13.5"- 21.5"
- Weight of Product: 10.5 lbs
- Package Dimensions: 28" L x 20.25" W x 2" H
- Case of 4 Dimensions: 28" L x 20.25" W x 5.75" H; 32 lbs



BEDCANE™



PRODUCT #2041



FEATURES



INCLUDES ORGANIZER POUCH



SUPPORTS UP TO 350 LBS



ERGONOMIC NO-SLIP HANDLE



PROVIDES ASSISTANCE IN AND OUT OF BED



ONLY USE WITH 12" TO 16" MATTRESSES; NOT INTENDED FOR USE ON ADJUSTABLE BEDS OR BEDS WITH EXTRA SOFT MATTRESSES



SECURES TO BED FRAME WITH INCLUDED SAFETY STRAP

SPECIFICATIONS

- Rail Height: Adjustable 19" - 22"
- Rail Width: 15"
- Base Dimensions: 22" x 16"
- Weight of Product: 12 lbs
- Package Dimensions: 16.5" x 24" x 2.5"; 10 lbs
- Case of 4 Dimensions: 25" x 17.5" x 11.5"; 42.5 lbs



PT BEDCANE™



INCLUDES ORGANIZER POUCH



PRODUCT #2100



FEATURES



ERGONOMIC HANDLE ALLOWS FOR 2 HANDED GRIP



SUPPORTS UP TO 300 LBS



INCLUDES ORGANIZER POUCH



PROVIDES ASSISTANCE IN AND OUT OF BED



ONLY USE WITH 8" TO 15" MATTRESSES; NOT INTENDED FOR USE ON ADJUSTABLE BEDS OR BEDS WITH EXTRA SOFT MATTRESSES



SECURES TO BED FRAME WITH INCLUDED SAFETY STRAP

SPECIFICATIONS

- Height Adjustment From Mattress Base to Top of Handle: 19.25" to 25.25"
- Handle Width: 6.5"
- Depth of Horizontal Support Structure Under Mattress: 19"
- Weight of Product: 5.6 lbs
- Package Dimensions: 2.625" L x 8.25" W x 21.25" H; 6 lbs
- Case of 4 Dimensions: 11" L x 8.75" W x 21.75" H; 24.5 lbs



BEDRAIL ADVANTAGE TRAVELER™



PRODUCT #5000

FEATURES



INCLUDES ORGANIZER POUCH



EXCELLENT FOR BARIATRIC USE
SUPPORTS UP TO 400 LBS



FOLDS FOR TRAVEL
OR STORAGE



PROVIDES ASSISTANCE
IN AND OUT OF BED



ONLY USE WITH 10" TO 16" MATTRESSES; NOT
INTENDED FOR USE ON ADJUSTABLE BEDS
OR BEDS WITH EXTRA SOFT MATTRESSES



SECURES TO BED FRAME WITH
INCLUDED SAFETY STRAP

SPECIFICATIONS

- Rail Height: 22"
- Rail Width: 17"
- Base Dimensions: 21" x 17"
- Weight of Product: 8 lbs
- Weight Capacity: 400 lbs
- Package Dimensions: 23" x 18" x 2"
- Case of 4 Dimensions: 23" x 18" x 8"; 34 lbs



BEDSIDE ECONORAIL™



PRODUCT #5100



FEATURES



SNAP TOGETHER ASSEMBLY




WEIGHS LESS THAN 2 LBS, SUPPORTS UP TO 300 LBS



INCLUDES ORGANIZER POUCH



PROVIDES ASSISTANCE IN AND OUT OF BED



ONLY USE WITH 8" TO 16" MATTRESSES; NOT INTENDED FOR USE ON ADJUSTABLE BEDS OR BEDS WITH EXTRA SOFT MATTRESSES



SECURES TO BED FRAME WITH INCLUDED SAFETY STRAP

SPECIFICATIONS

- *Handle Height: 21.5"*
- *Handle Width: 16" at base to 12" at top*
- *Base Dimensions: 20" Deep x 16" Wide*
- *Tube Diameter: 1"*
- *Weight of Product: 1.5 lbs*
- *Made of: Anodized aluminum*
- *Package Dimensions: 17.5" L x 12" W x 1.625" H*
- *Case of 5 Dimensions: 17.5" L x 12" W x 5" H; 6 lbs*



PRIME BED HANDLE™



PRODUCT #8930



FEATURES



INCLUDES ORGANIZER POUCH



SUPPORTS UP TO 400 LBS.



ATTACH PRODUCT #8905 TO EXTEND LENGTH OF RAIL



PROVIDES ASSISTANCE IN AND OUT OF BED



ONLY USE WITH 6" TO 15" MATTRESSES; NOT INTENDED FOR USE ON ADJUSTABLE BEDS OR BEDS WITH EXTRA SOFT MATTRESSES



SECURES TO BED FRAME WITH INCLUDED SAFETY STRAP

SPECIFICATIONS

- Rail Height: 18.75"
- Rail Width: 10.5"
- Base Dimensions: 19.5" x 28.5"
- Weight of Product: 12.35 lbs
- Use only with 6" – 15" mattresses
- Package Dimensions: 21.25" x 32" x 4.25"
- Case of 2 Dimensions: 22" x 32.5" x 9"; 28.2 lbs



PRIME SAFETY BED RAIL™



PRODUCT #8940



FEATURES



INCLUDES ORGANIZER POUCH



HOOKS TO HANG ON FOOT OR SIDE OF BED




SUPPORTS UP TO 400 LBS.



ATTACH PRODUCT #8905 TO EXTEND LENGTH OF RAIL



PROVIDES ASSISTANCE IN AND OUT OF BED



ONLY USE WITH 6" TO 15" MATTRESSES



SECURES TO BED FRAME WITH INCLUDED SAFETY STRAP

SPECIFICATIONS

- Rail Height: 18.5"
- Rail Width: 27"
- Base Dimensions: 19.5" x 28.5"
- Weight of Product: 15.7 lbs
- Package Dimensions: 21.25" x 32" x 4.25"
- Case of 2 Dimensions: 22" x 32.5" x 9"; 35.10 lbs



PRIME SWIVEL TRAY™



Shown with the #8940 - Prime Safety Bed Rail™ and #8930 - Prime Bed Handle™

PRODUCT #8908



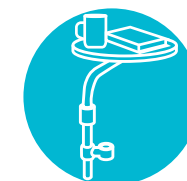
FEATURES



360° SWIVEL – TRAY PIVOTS TO ALLOW USE OF BED RAIL



ATTACHES TO ANY STANDER PRIME BED RAIL WITH INCLUDED BRACKET (PRIME BED RAILS SOLD SEPARATELY)




PERFECT FOR MEALS, BOOKS, ETC.

SPECIFICATIONS

- Tray Height: 17.5"
- Tray Width: 15.75"
- Base Dimensions: 19 x 28.5"
- Weight of Product: 7.9 lbs
- Weight Capacity: 30 lbs
- Package Dimensions: 19" x 17.5" x 5"
- Case of 4 Dimensions: 19.75" x 18" x 20.5"
- Case Weight: 33.9 lbs



BEDCADDIE™



PRODUCT #2085



FEATURES



WEIGHT CAPACITY: 300 LBS



ERGONOMIC 5" RUBBER HANDLES



STRAP LENGTH ADJUSTS
48" - 84"



HELPS YOU TO SIT UP IN BED

SPECIFICATIONS

- Length Between Handles: 12"
- Handle Grip: 5"
- Product Weight: .8 lbs
- Package Dimensions:
10" L x 7" W x 1" H; .8 lbs
- Case of 10 Dimensions:
8" L x 8" W x 11" H; 8 lbs



SECURITY POLE & CURVE GRAB BAR™



COMES IN TWO COLORS

BLACK #1100-B

WHITE #1100-W

PRODUCT #1100




FEATURES



LADDER GRIP ROTATES & LOCKS EVERY 45° 360° AROUND



SUPPORTS UP TO 300 LBS



TENSION MOUNTED - NO SCREWS OR DRILLING



ADJUSTS TO FIT 7' - 10' CEILINGS



USE IN ANY ROOM



MAKES SITTING AND STANDING EASY

SPECIFICATIONS

- *Materials: Rust resistant zinc plated steel with durable powder coat finish*
- *Fits Ceiling Heights: Range of 7'-10' ft.*
- *Weight of Product: 20 lbs*
- *Package Dimensions: 54.00" L x 12.50" W x 3.25" H; 22 lbs*
- *Case of 2 Dimensions: 54.00" L x 12.50" W x 6.5" H; 45 lbs*



SECURITY POLE™




FEATURES



ERGONOMIC GRIP



SUPPORTS UP TO 300 LBS



TENSION MOUNTED - NO SCREWS OR DRILLING



ADJUSTS TO FIT 7' - 10' CEILINGS



USE IN ANY ROOM



MAKES SITTING AND STANDING EASY

SPECIFICATIONS

- *Materials: Rust resistant zinc plated steel with durable powder coat finish*
- *Fits Ceiling Heights: Range of 7'-10' ft.*
- *Weight of Product: 20 lbs*
- *Package Dimensions: 54.00" L x 12.50" W x 3.25" H; 22 lbs*
- *Case of 2 Dimensions: 54.00" L x 12.50" W x 6.5" H; 45 lbs*

COMES IN TWO COLORS

 BLACK #1150-B

 WHITE #1150-W

PRODUCT #1150



CURVE GRAB BAR™



PRODUCT #9000



FEATURES




HORIZONTAL BAR PROVIDES EXTRA STABILITY



WEIGHT CAPACITY: 300 LBS



PIVOTS AND LOCKS AGAINST WALL WHEN NOT IN USE



ERGONOMIC LADDER GRIP



MOUNTS TO THE WALL FOR EXTRA STABILITY

SPECIFICATIONS

- *Materials: Rust resistant zinc plated steel*
- *5 Locking Positions*
- *Product Length: 40"*
- *Length of Curve Handle: 18.75"*
- *Length of Horizontal Base Bar: 14"*
- *Length of Extension From the Wall at 90° Position: 12.5"*
- *Diameter: 1.25"*
- *Weight of Product: 12 lbs*
- *Package Dimensions: 29" L x 14.25" W x 3.25" H; 12 lbs*
- *Case of 4 Dimensions: 29" L x 14.25" W x 13" H; 50 lbs*



OMNI TRAY™



PRODUCT #2600



FITS MOST ANY COUCH, CHAIR, OR LIFT CHAIR



ACCESSORIES (SOLD SEPARATELY)



UTENSIL TRAY
PRODUCT # 2602



CUP HOLDER
PRODUCT # 2601



ORGANIZER
PRODUCT # 2603

FEATURES



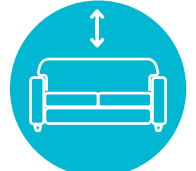
LARGE, OVERSIZED TRAY



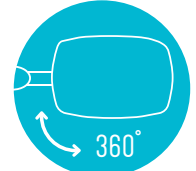
TRAY PIVOTS OUT OF THE WAY WHEN NOT IN USE



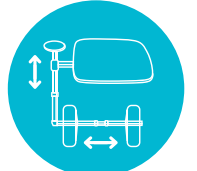
SIT AND STAND SAFELY



PROVIDES ASSISTANCE IN AND OUT OF COUCH OR CHAIR



MULTI-USE TRAY SWIVELS 360°



ADJUSTABLE IN HEIGHT AND DEPTH

SPECIFICATIONS

- Height of Tray: 24" – 32"
- Height of Handle Adjustment: 28.5" x 36.25"
- Dimensions of Handle: 4.5" x 5"
- Base Length Adjustment: 25.5" - 35.5"
- Weight: 20 lbs
- Size of Tray: 20" x 15"
- Base Feet Measurements: 8" x 5"
- Weight Limit of Tray: 30 lbs
- Weight Limit of Handle: 250 lbs
- Case of 2 Dimensions: 20.5" x 21" x 7" – 40 lbs
- Package Dimensions: 20.5" x 21" x 3.5" – 20 lbs



ASSIST-A-TRAY™



PRODUCT #2050



FITS MOST ANY COUCH,
CHAIR, OR LIFT CHAIR



FEATURES



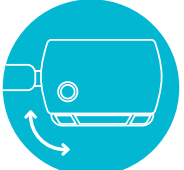
SIT AND STAND SAFELY



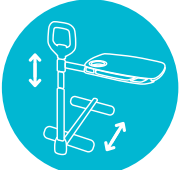
INCLUDES CUP HOLDER AND
UTENSIL COMPARTMENT



PROVIDES ASSISTANCE IN AND
OUT OF COUCH OR CHAIR



MULTI-USE TRAY SWIVELS 360°



ADJUSTABLE IN HEIGHT AND DEPTH

SPECIFICATIONS

- Height of Tray: 26" to 32"
- Height Adjustment Handle: 34" to 40"
- Dimensions of Handle: 6" x 6" 1.25 Diameter
- Base Length Adjustment: 20" to 36"
- Weight: 25 lbs
- Size of Tray: 16" x 18"
- Base Feet Measurements: 4" x 7"
- Weight Limit of Tray: 30 lbs
- Weight Limit of Handle: 250 lbs
- Case of 2 Dimensions: 29" L x 19" W x 8" H; 50 lbs
- Package Dimensions: 29" L x 19" W x 4" H; 25 lbs



COUCH CANE™



PRODUCT #2001



FITS MOST ANY COUCH,
CHAIR, OR LIFT CHAIR



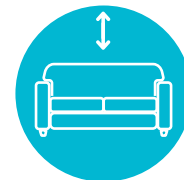
FEATURES



SIT AND STAND SAFELY



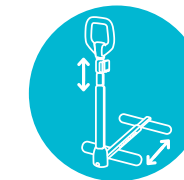
OPTIONAL TRAY
ACCESSORY ITEM #2055
sold separately



PROVIDES ASSISTANCE IN AND OUT
OF COUCH OR CHAIR



SADDLE BAG POUCH



ADJUSTABLE IN HEIGHT AND DEPTH

SPECIFICATIONS

- Height Adjustment Handle: 34" to 40"
- Dimensions of Handle: 6" x 6" 1.25 diameter
- Base Length Adjustment: 20" to 36"
- Weight: 19.5 lbs
- Base Feet Measurements: 4" x 7"
- Weight Limit of Handle: 250 lbs
- Case of 3 Dimensions: 29" L x 19" W x 12" H; 60 lbs
- Package Dimensions: 29" L x 19" W x 4" H; 19 lbs



EZ STAND-N-GO™



PRODUCT #2200



FEATURES



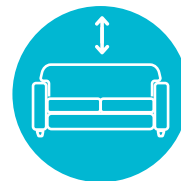
SUPPORTS UP TO 300 LBS



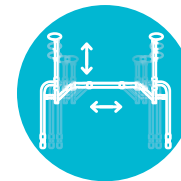
FITS ON TOP OR UNDER CUSHION OF COUCH, CHAIR, OR RECLINER



UNIVERSAL - FITS MOST ANY COUCH, CHAIR, OR RECLINER



PROVIDES ASSISTANCE IN AND OUT OF COUCH OR CHAIR



ADJUSTABLE IN HEIGHT AND DEPTH



ERGONOMIC HANDLES FOR EXTRA COMFORT

SPECIFICATIONS

- **Chair Type:** Fully adjustable to fit most couches, chairs, and recliners
- **Handle Height From Floor:** Adjustable from 22" - 32"
- **Width Between Handles:** Adjustable from 19" - 26"
- **Base Dimensions:** Adjustable Depth 23" - 26" & Adjustable Width 19" - 26"
- **Tube Diameter:** 1"
- **Product Dimensions:** 23" - 26" x 19" - 26" x 22" - 32" 8.5 lbs
- **Package Dimensions:** 21" x 12.5" x 5.5" 8.5 lbs
- **Case of 5 Dimensions:** 5.5" x 21.25" x 12.5" 42.5 lbs



STANDER
BE INDEPENDENT.

EZ STAND-N-GO HD™



PRODUCT #9220



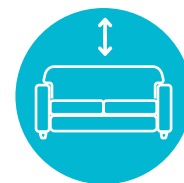
FEATURES



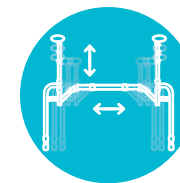
SUPPORTS UP TO 400 LBS



FITS ON TOP OR UNDER
CUSHION OF COUCH OR CHAIR



PROVIDES ASSISTANCE IN AND OUT
OF COUCH OR CHAIR



ADJUSTABLE IN HEIGHT
AND DEPTH



ERGONOMIC HANDLES
FOR EXTRA COMFORT

SPECIFICATIONS

- **Chair Type:** Fully adjustable to fit most couches, chairs, and recliners
- **Handle Height From Floor:** Adjustable from 22" - 32"
- **Width Between Handles:** Adjustable from 19" - 26"
- **Base Dimensions:** Adjustable Depth 23" - 26" & Adjustable Width 19" - 26"
- **Tube Diameter:** 1"
- **Product Dimensions:** 23" - 26" x 19" - 26" x 22" - 32"; 8.5 lbs
- **Package Dimensions:** 21" x 12.5" x 5.5" 9.5 lbs
- **Case of 5 Dimensions:** 25.5" x 21.25" x 12.5"; 48.5 lbs



LEVER EXTENDER™



PRODUCT #3000



FEATURES



ERGONOMIC CURVED GRIP



EASY TO INSTALL



STYLISH POWDER COATED FINISH



UNIVERSAL - FITS MOST LA-Z-BOY RECLINERS



CONVENIENT - PUTS HANDLE WITHIN EASY REACH

SPECIFICATIONS

- Length of Handle: 9"
- Width of Handle: 7"
- Weight: 2 lbs
- Package Dimensions: 15" L x 12" W x 1" H; 1.7 lbs
- Case of 10 Dimensions: 15" L x 12" W x 11" H; 17 lbs



RECLINER RISERS™



PRODUCT #2096



FEATURES



ROCKER LIMITER – LIMITS THE FORWARD TILT



SLIP-RESISTANT PADS



RAISE YOUR RECLINER UP TO 6"



FITS MOST RECLINERS



INCREASES RECLINER HEIGHT
MAKES STANDING OR SITTING EASY

SPECIFICATIONS

- **Riser Dimensions:**
1.75" high x 2.5" wide x 6" long
- **Weight Capacity**
(including furniture): 800 lbs
- **Package Dimensions:**
12" L x 5" W x 3" H; 0.9 lbs
- **Case of 10 Dimensions:**
26" L x 11" W x 6" H; 9 lbs



EZ FOLD-N-GO ROLLATOR™



PRODUCT #4350

COLORS



#4350-BW



#4350-RR



#4350-CB



ACCESSORIES (SOLD SEPARATELY)



ORGANIZER BASKET
Product # 4354



ORGANIZER POUCH
Product # 4303



REPLACEMENT SEAT PADS
(SET OF 2) Product # 4352



REPLACEMENT WHEELS
(SET OF 2) Product # 4301



BACK STRAP
Product # 4355



HAND GRIPS
(SET OF 2) Product # 4306

FEATURES



HANDLE HEIGHT ADJUSTMENT: 33" – 36"



SUPPORTS UP TO 250 LBS



LOCKING HAND BREAKS

SPECIFICATIONS

- Weight: 14 lbs
- Collapsed Dimension: 35.75" x 13" x 10"
- Wheels: 6" diameter wheels
- Open Depth: 23"
- Open Width: 26.5"
- Open Handle Width: 17"
- Seat Dimension: 18.5" W x 5.75" D
- Recommended body height range: 5'4" – 6'2"



EZ FOLD-N-GO WALKER™



PRODUCT #4300



Folds easily for travel

COLORS



#4300-BW



#4300-RR

Weights only 8 lbs,
Supports up to 400 lbs!



#4300-CB



ACCESSORIES (SOLD SEPARATELY)



REAR GLIDES
Product # 4302



ORGANIZER POUCH
Product # 4303



SKI GLIDE SOCK COVERS
(SET OF 2) Product # 4307



REPLACEMENT WHEELS
(SET OF 2) Product # 4301

FEATURES



HANDLE HEIGHT ADJUSTMENT:
32" – 38.5"



WEIGHS ONLY 8 LBS,
SUPPORTS UP TO 400 LBS



LOCKING SWIVEL WHEELS

SPECIFICATIONS

- Weight: 8 lbs
- Collapsed Dimension: 36" H x 5.25" W x 8" D
- Wheels: 6" diameter wheels
- Case Dimensions: 37.25" L x 9.5" W x 19.25" H, 28 lbs
- Open Depth: 21.5"
- Open Width: 25.5"
- Open Handle Width: 18"
- Package Dimensions: 36.25" L x 8.5" W x 6" H, 8 lbs
- Case Dimensions: 37.25" L x 9.5" W x 19.25" H, 28 lbs
- Recommended body height range: 5'6" – 6'3"



HANDY HANDLE™



PRODUCT #3200

COLORS



#3200-BL



#3200-RD



#3200-IV



FEATURES



GIVES EXTRA LEVERAGE TO STAND



PREVENTS STRAIN ON CAREGIVERS BACK




UNIVERSAL - USE ANYWHERE

SPECIFICATIONS

- Package Dimensions: 2" L x 4.5" W x 10.5" H
- Weight of Product: 4 oz.
- Weight Capacity: 350
- Made of: Durable ABS Plastic



GREAT GRIPS™



SOLD AS A 2 PACK

PRODUCT #3101


FEATURES



OPEN THE DOOR WITH TOUCH OF FINGER



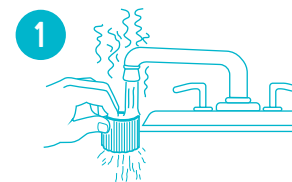
ANTI-BACTERIAL MATERIAL




GLOW-IN-THE-DARK INSERTS




STRETCHES OVER MOST DOOR KNOBS



1 MOISTEN GREAT GRIPS WITH WATER



2 PLACE THUMBS INSIDE & STRETCH OVER DOORKNOB



3 CONTINUE TO WORK ON TO DOORKNOB UNTIL COVERED

SPECIFICATIONS

- *Dimensions of Product:* 3" x 2" 1.6" Diameter
- *2 Pack Dimensions:* 7" L x 3" W x 2" H; 0.2 lbs
- *Case of 24 Dimensions:* 9" L x 9" W x 9" H; 4 lbs




METRO CAR HANDLE PLUS™



PRODUCT #2082



FEATURES



FITS IN MOST DOOR STRIKERS



SUPPORTS UP TO 500 LBS



NO-SLIP ERGONOMIC GRIP



INCLUDES FLASHLIGHT



STAND & SIT EASILY FROM ANY VEHICLE

SPECIFICATIONS

- *Weight Capacity: 500 lbs*
- *Car Types: Universal Fit*
- *Packaging Dimensions: 8" L x 3" W x 2" H; 1 lbs*
- *Case of 10 Dimensions: 13" L x 11" W x 13" H; 9 lbs*
- *Includes: 2 AA Batteries*



HANDYBAR®



PRODUCT #3001



ALSO AVAILABLE IN THE
AUTO MOBILITY COMBO PACK
#3033

FEATURES



INCLUDES SEAT BELT CUTTER
IN CASE OF EMERGENCY



UNIVERSAL DOOR STRIKER




GET IN AND OUT OF VEHICLE SAFELY



UNIVERSAL FIT



GLASS BREAKER



ERGONOMIC GRIP

SPECIFICATIONS

- **Weight Capacity:** 350 lbs
- **Car Types:** Universal Fit
- **Case of 6 Dimensions:** 15" L x 13" W x 8" H; 12 lbs
- **Package Dimensions:** 12" L x 7" W x 2" H; 2 lbs



CAR CADDIE™



PRODUCT #2080



FEATURES



STRAP ADJUSTS BETWEEN 7" TO 16"



SUPPORTS 250 lbs



ERGONOMIC 5" RUBBER HANDLE



FITS IN ANY FRAMED CAR WINDOW



INSTALLS AND REMOVES IN SECONDS

SPECIFICATIONS

- *Weight Capacity: 250 lbs*
- *Car Types: Universal Fit*
- *Strap Length: Adjusts from 7"-16"*
- *Handle Width: 5"*
- *Package Dimensions: 8" L x 5" W x 1" H; 0.25 lbs*
- *Case of 10 Dimensions: 11" L x 8" W x 6" H; 4 lbs*



EZ SWIVEL SEAT CUSHION™



PRODUCT #3033



ALSO AVAILABLE IN THE AUTO MOBILITY COMBO PACK #3033

FEATURES



NON-SLIP BASE



SOFT PADDED CUSHION



EASY TO ROTATE LEGS AND LOWER BODY



UNIVERSAL - FITS MOST ANY SEAT



SWIVELS 360°

SPECIFICATIONS

- Weight Capacity: 350 lbs.
- Car Types: Universal Fit
- Color: Blue



GRAB & PULL SEAT BELT REACHER™



PRODUCT #2083



FEATURES




ATTACHES EASILY TO ANY SEATBELT



NO-SLIP ERGONOMIC GRIP



MAKES REACHING THE SEATBELT EASIER



WEIGHT CAPACITY UP TO 300 LBS



REDUCES STRAIN WHEN TWISTING FOR THE SEAT BELT

SPECIFICATIONS

- Car Types: Universal Fit
- Color: Black
- Package: 7.4 x 4.1 x 1.3; 0.5 lbs.
- Case of 100 dimensions: 19 x 8.5 x 15.75; 50 lbs.



5 PRODUCT FALL PREVENTION KIT™



PRODUCT #1200

Kit includes one of each of the products below.

1. STANDING HANDLE

- Ergonomic non-slip grip
- Requires less energy to stand
- Portable design allows you to take it anywhere

2. AUTO GRAB BAR

- Ergonomic non-slip grip
- Spare key compartment
- Supports up to 300 lbs

3. EXTENDABLE BEDRAIL

- Easily extends from 20-30 inches to help prevent falling out of bed
- Fits 8"-15" mattresses and accommodates either side of bed
- Supports up to 300 lbs

4. CHAIR HANDLE & SWIVEL TRAY

- Multi-use tray swivels 360° & pivots out of the way when not in use
- Adjusts to work with couches, lift chair, and sofas
- Tray supports up to 30 lbs
- Handles supports up to 250 lbs

5. TENSION MOUNTED GRAB BAR

- Tension mounted—no drilling or marks on the walls
- Install anywhere—bathroom, bedroom, or living room
- Installs on 7', 8', or 9' ceilings
- Supports up to 300 lbs



KEYSTONE DISPLAY™

YOUR ALL-IN-ONE DISPLAY SOLUTION



\$4,000 of Retail in The Space of a Lift Chair!



PRODUCT #5200

FEATURES & BENEFITS

- Display Includes Stander's best selling items
- Keystone Display Included at NO CHARGE *
- Lifetime Guarantee on All Products
- Sell Through Guarantee on All Products**
- Perfect for Stores with Limited Space
- Qualifies Dealer for Stander's ELITE DEALER PROGRAM:
 - Preferred Dealer Locator Listing
 - Certified Retail Sales Training
 - Elite Dealer Marketing Materials



Guaranteed to sell in your store or we will replace it with something that will
 Product will be refunded as credit towards future purchases

ITEM #	ITEM NAME	QUANTITY
8000	EZ Adjust Bed Rail	2
5850	Mobility Bed Rail	1
5000	Bed Rail Advantage Traveler	2
2100	PT Bedcane	2
1100-W	Security Pole w/ Curved Grab Bar-White	2
1100-B	Security Pole w/ Curved Grab Bar-Black	2
2050	Assist-A-Tray	2
4300-BW	EZ Fold-N-Go Walker- Black Walnut	1
4300-CB	EZ Fold-N-Go Walker- Cobalt Blue	1
4300-RR	EZ Fold-N-Go Walker- Regal Rose	1
4350-BW	EZ Fold-N-Go Rollator- Black Walnut	1
4350-CB	EZ Fold-N-Go Rollator- Cobalt Blue	1
4350-RR	EZ Fold-N-Go Rollator- Regal Rose	1
2082	Metro Car Handle Plus	3
3001	Handybar	6
3200-IV	HandyHandle- Ivory	2
3200-BL	HandyHandle- Blue	2
3200-RD	HandyHandle- Red	2
2080	CarCaddie	4
3035	EZ Swivel Seat Cushion	2
4302	Walker Replacement Glides	4
5200	The Keystone Display	1

* Retail floor displays are free with a fill order. Displays must be set up within 30 days of purchase (to prove set-up, simply send a photograph of the displays). If no photographs have been sent within 30 days, the full cost of the displays will be due immediately.
 **Guarantee not in effect for any product purchased in display until 12 months after purchase.

OTHER SALES DISPLAYS

#1050
EZ ADJUST BED RAIL™
SALES CENTER



#4111
EZ FOLD-N-GO WALKER™
SALES CENTER



#3211
HANDY HANDLE™
COUNTER CENTER

FEATURES & BENEFITS

-
-
-
-
-



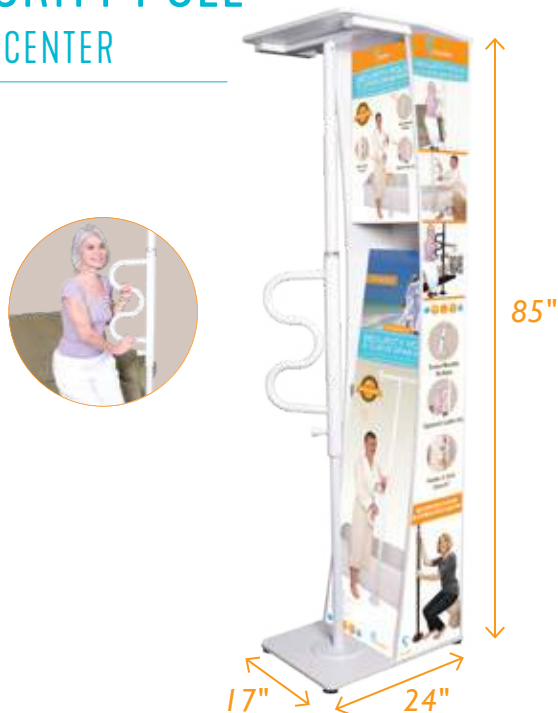
#2098
METRO CAR HANDLE PLUS™
COUNTER CENTER

FEATURES & BENEFITS

-
-



#1111
SECURITY POLE™
SALES CENTER



#2111
AUTO SAFETY™
SALES CENTER



#2088
CAR CADDIE™
COUNTER CENTER

FEATURES & BENEFITS

-
-



#3111
GREAT GRIPS™
COUNTER CENTER

FEATURES & BENEFITS

-
-
-





STANDER

BE INDEPENDENT.

**TRUST
CARE**

CONTACT US

2410 S. Heritage Dr. Logan UT 84321 • sales@stander.com • P: 800.506.9901

F: 435.787.2301 • Stander.com • Stander.com/trustcare